

Scaled data based on original data using
LM-79-08 Approved Method: Electrical and Photometric Measurements of Solid-
State Lighting Products

Test Report Prepared for
Cooper Lighting Solutions
(formerly Eaton)

Brand: McGRAW-EDISON

Report Number: P943520

Luminaire Tested: **GALN-SB8A-750-U-5WQ**

Issue Date: 1/21/2025

Test Information

Test Method: LM-79-08
Report Number: P943520
TEST IS SCALED FROM IESNA LM-79-08 TEST DATA (G2-2405-108-1)
Test Lab: INNOVATION CENTER
Issue Date: 1/21/2025
Manufacturer: COOPER LIGHTING SOLUTIONS (FORMERLY EATON)
Product Line: McGRAW-EDISON
Catalog Number: GALN-SB8A-750-U-5WQ
Description: GALLEON AREA AND ROADWAY HIGH DENSITY LED LUMINAIRE
(8) 70 CRI, 5000K, 350mA LIGHTSQUARES WITH 26 LEDS EACH AND TYPE V WIDE OPTICS
Light Source: -
Ballast/Driver: -

Summary

Lumens per Lamp: N/A
Luminaire Lumens: 38817 lumens
Efficiency: N/A
Efficacy: 170.9 lumens/watt
Luminous Opening: Rectangular (W 1.5' x L: 1.5' x H: 0')
IES Classification: Type V - Short
BUG Rating: B5 - U0 - G4

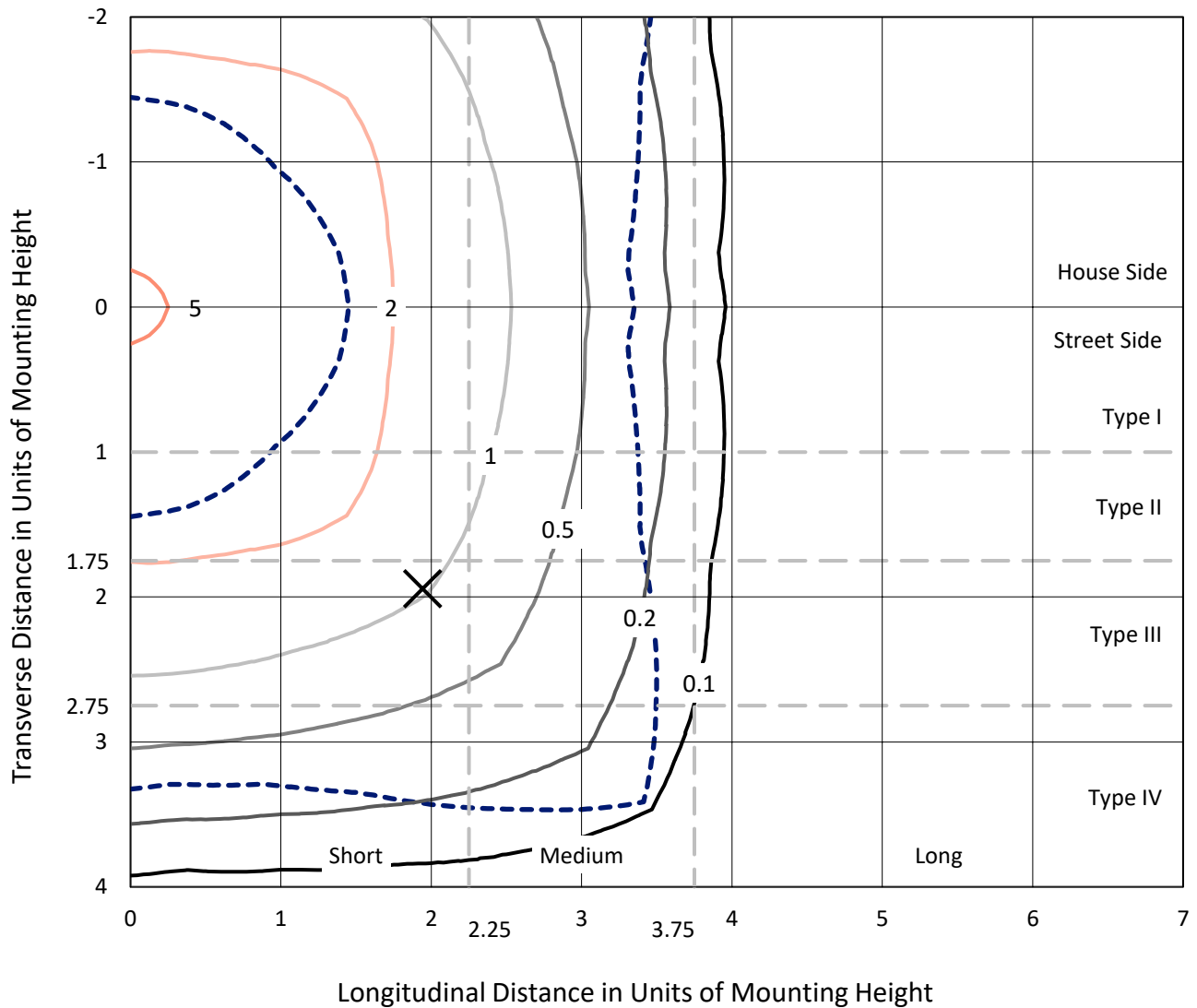
Input Watts (W): 227.1
Input Voltage (V): NR
Input Current (Ain): NR
Voltage Rise (V): NR
Power Factor: NR
Total Harmonic Distortion (THDi): NR
Frequency (hertz): 60
Stabilization Time: NR
Operation Time: NR
Ambient Temperature (°C): NR
Test Distance: 24 FT



REPORT NUMBER: P943520
 CATALOG NUMBER: GALN-SB8A-750-U-5WQ

Iso-Footcandle Lines of Horizontal Illumination

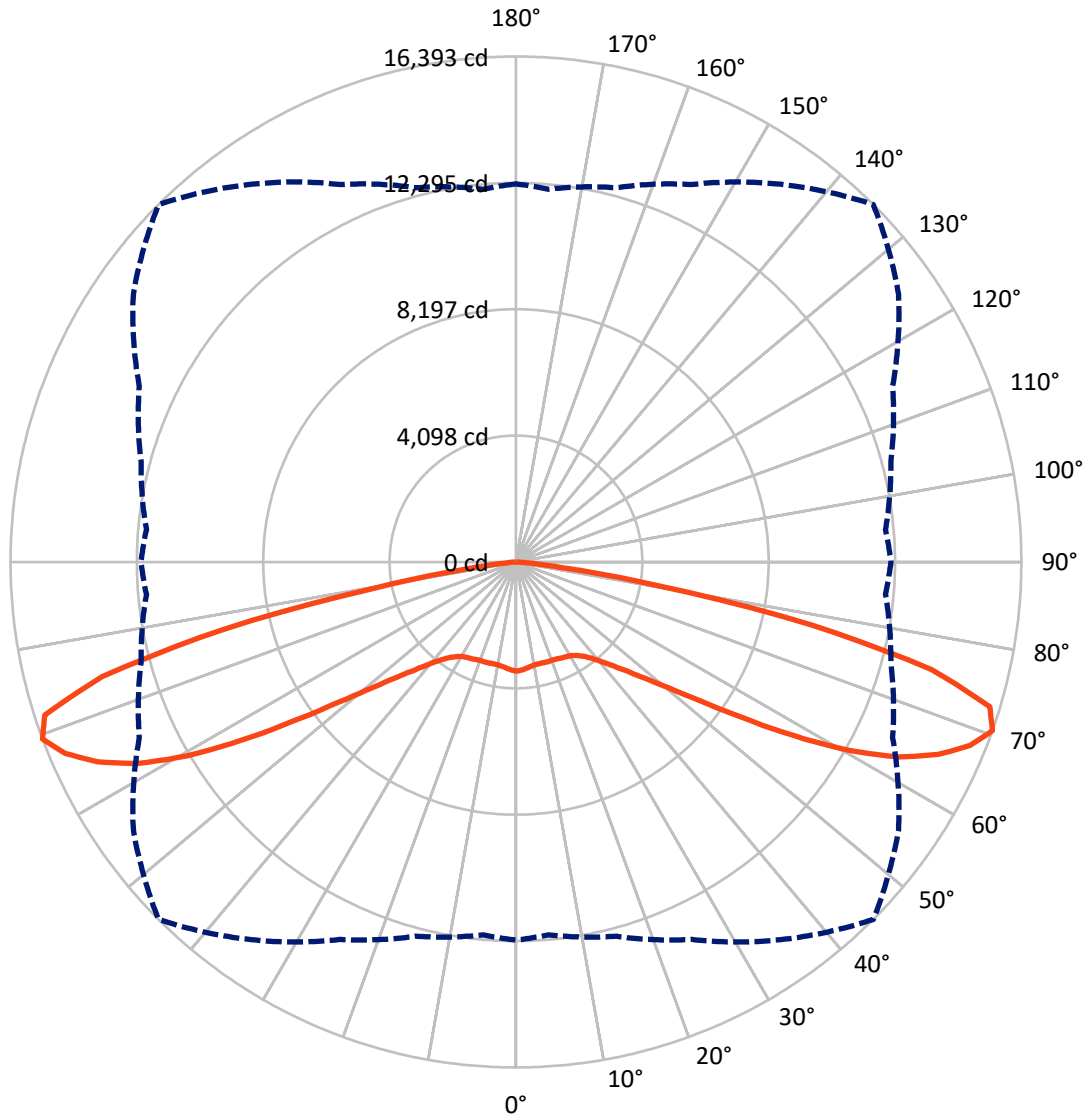
× Max cd
 - - - 1/2 Max cd



Based on 25 foot mounting height. Maximum calculated value = 5.7 fc
 Type V - Short - N/A

REPORT NUMBER: P943520
CATALOG NUMBER: GALN-SB8A-750-U-5WQ

Luminous Intensity Polar Plot



— Vertical Plane Through 45-Deg Lateral - - - Horizontal Cone Through 70-Deg Vertical

REPORT NUMBER: P943520

CATALOG NUMBER: GALN-SB8A-750-U-5WQ

FLUX DISTRIBUTION:

		Downward	Upward	Total
House Side	Lumens	19408.5	0.0	19408.5
	% Fixture	50.0	0.0	50.0
Street Side	Lumens	19408.5	0.0	19408.5
	% Fixture	50.0	0.0	50.0
Total	Lumens	38817.0	0.0	38817.0
	% Fixture	100.0	0.0	100.0

ZONAL LUMENS:

Zone	Lumens	% Fixture
0°-10°	329.4	0.8
10°-20°	967.2	2.5
20°-30°	1609.5	4.1
30°-40°	2434.0	6.3
40°-50°	4044.8	10.4
50°-60°	7632.4	19.7
60°-70°	12887.6	33.2
70°-80°	8468.5	21.8
80°-90°	443.7	1.1
90°-100°	0.0	0.0
100°-110°	0.0	0.0
110°-120°	0.0	0.0
120°-130°	0.0	0.0
130°-140°	0.0	0.0
140°-150°	0.0	0.0
150°-160°	0.0	0.0
160°-170°	0.0	0.0
170°-180°	0.0	0.0
0°-90°	38817.0	100.0
0°-180°	38817.0	100.0

Coefficient of Utilization



REPORT NUMBER: P943520

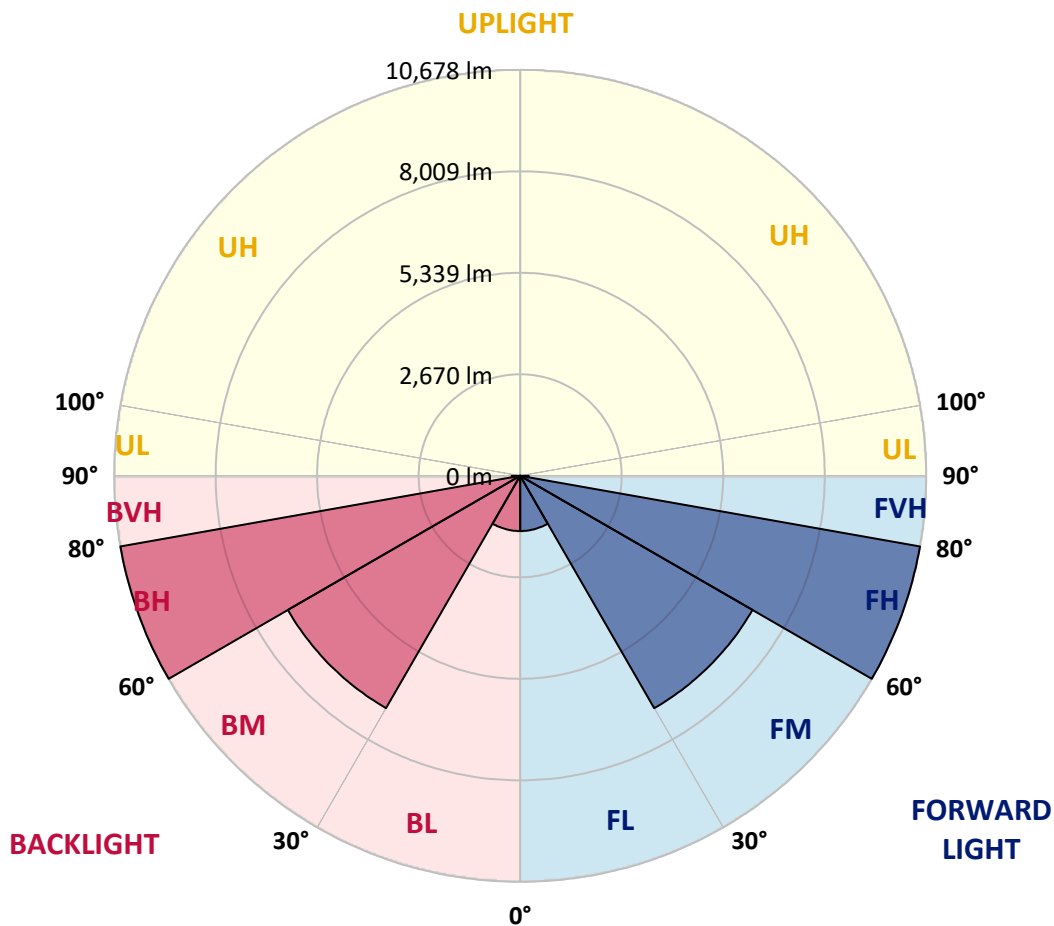
CATALOG NUMBER: GALN-SB8A-750-U-5WQ

LUMINAIRE CLASSIFICATION SYSTEM LUMEN TABLE AND BUG RATING:

Zone	Lumens	% Fixture	Zone Rating/Lumen Limit		
			B	U	G
FL (0°-30°)	1453.0	3.7			
FM (30°-60°)	7055.6	18.2			
FH (60°-80°)	10678.0	27.5			G4/12000
FVH (80°-90°)	221.8	0.6			G2/225
BL (0°-30°)	1453.0	3.7	B3/2500		
BM (30°-60°)	7055.6	18.2	B4/8500		
BH (60°-80°)	10678.0	27.5	B5		G4/12000
BVH (80°-90°)	221.8	0.6			G2/225
UL (90°-100°)	0.0	0.0		U0/0	
UH (100°-180°)	0.0	0.0		U0/0	

BUG Rating: B5-U0-G4

Type V Short



REPORT NUMBER: P943520

CATALOG NUMBER: GALN-SB8A-750-U-5WQ

CANDELA DISTRIBUTION (FULL):

	0°	5°	15°	25°	35°	45°	55°	65°	75°	85°
0°	3540.9	3540.9	3540.9	3540.9	3540.9	3540.9	3540.9	3540.9	3540.9	3540.9
2.5°	3518.7	3528.8	3524.8	3516.7	3516.7	3510.6	3516.7	3520.7	3526.8	3530.8
5°	3472.3	3480.4	3478.3	3472.3	3474.3	3468.3	3472.3	3478.3	3482.4	3484.4
7.5°	3431.9	3440.0	3436.0	3425.9	3425.9	3419.8	3421.9	3427.9	3434.0	3436.0
10°	3421.9	3429.9	3417.8	3401.7	3395.6	3387.6	3389.6	3395.6	3407.7	3413.8
12.5°	3425.9	3431.9	3419.8	3395.6	3389.6	3381.5	3381.5	3387.6	3403.7	3411.8
15°	3438.0	3444.0	3425.9	3399.7	3393.6	3387.6	3385.5	3393.6	3411.8	3425.9
17.5°	3460.2	3466.2	3438.0	3401.7	3393.6	3395.6	3393.6	3399.7	3427.9	3454.1
20°	3480.4	3484.4	3446.1	3401.7	3393.6	3395.6	3393.6	3405.7	3442.0	3478.3
22.5°	3486.4	3490.5	3454.1	3415.8	3409.7	3411.8	3409.7	3421.9	3456.2	3492.5
25°	3488.4	3494.5	3466.2	3436.0	3446.1	3450.1	3446.1	3448.1	3474.3	3506.6
27.5°	3518.7	3526.8	3500.5	3474.3	3480.4	3478.3	3484.4	3490.5	3510.6	3542.9
30°	3581.2	3587.3	3565.1	3538.9	3534.8	3520.7	3538.9	3559.1	3581.2	3609.5
32.5°	3684.1	3696.2	3668.0	3639.8	3621.6	3613.5	3627.6	3661.9	3692.2	3722.5
35°	3855.6	3863.7	3837.5	3785.0	3752.7	3752.7	3764.8	3809.2	3857.7	3896.0
37.5°	4097.8	4107.8	4061.4	3998.9	3950.5	3950.5	3966.6	4013.0	4085.6	4140.1
40°	4392.3	4406.4	4347.9	4283.4	4237.0	4228.9	4249.1	4301.5	4370.1	4438.7
42.5°	4747.4	4763.6	4686.9	4630.4	4594.1	4594.1	4604.2	4652.6	4715.1	4799.9
45°	5201.4	5229.6	5124.7	5068.2	5033.9	5042.0	5048.0	5090.4	5146.9	5243.7
47.5°	5742.1	5770.3	5659.4	5600.9	5594.8	5633.1	5608.9	5639.2	5669.5	5780.4
50°	6355.4	6403.9	6327.2	6323.2	6335.3	6405.9	6349.4	6365.5	6331.2	6401.9
52.5°	7106.0	7176.6	7162.5	7186.7	7321.9	7467.1	7338.0	7281.5	7152.4	7174.6
55°	8015.9	8122.9	8143.0	8288.3	8595.0	8891.6	8617.2	8389.2	8114.8	8064.4
57.5°	9051.0	9135.7	9232.5	9529.1	10102.1	10628.7	10102.1	9597.7	9166.0	9063.1
60°	10164.7	10269.6	10362.4	10800.2	11651.7	12392.1	11635.5	10834.5	10263.5	10124.3
62.5°	11361.1	11496.3	11560.9	12047.1	13039.8	13923.5	13053.9	12083.4	11449.9	11300.6
65°	12509.1	12620.1	12692.7	13211.3	14159.5	15045.3	14224.1	13267.8	12616.1	12420.4
67.5°	13043.8	13104.3	13281.9	13869.0	14869.7	15880.5	15039.2	13931.5	13203.2	12860.2
70°	12261.0	12137.9	12565.6	13505.8	14954.5	16393.0	15148.2	13477.6	12585.8	12028.9
72.5°	9474.7	9262.8	10005.3	11613.3	13986.0	16066.2	14082.9	11704.1	10467.3	9337.5
75°	5155.0	4914.9	5939.8	7973.6	11153.3	13925.5	11409.5	8201.6	6613.7	5116.6
77.5°	1454.7	1363.9	2191.1	3857.7	6708.5	9777.3	6966.8	3942.4	2598.7	1541.4
80°	445.9	431.8	585.1	1162.1	2848.9	4682.9	2737.9	1176.3	744.5	470.1
82.5°	264.3	242.1	290.5	423.7	726.3	1470.8	706.2	441.9	355.1	238.1
85°	151.3	141.2	171.5	205.8	244.1	312.7	203.8	209.8	189.7	127.1
87.5°	62.5	56.5	66.6	64.6	56.5	72.6	54.5	64.6	76.7	50.4
90°	0.0	0.0	0.0	0.0	0.0	0.0	0.0	0.0	0.0	0.0

(END C

90°
3540.9
3528.8
3484.4
3436.0
3413.8
3413.8
3427.9
3454.1
3480.4
3492.5
3504.6
3534.8
3603.4
3710.4
3881.9
4119.9
4416.5
4793.8
5239.7
5748.1
6359.5
7099.9
7985.7
8990.4
10003.3
11179.5
12323.5
12864.2
12162.1
9617.9
5449.5
1712.9
496.3
258.3
133.2
46.4
0.0

OF REPORT)